



ಬೃಹತ್ ಬೆಂಗಳೂರು ಮಹಾನಗರ ಪಾಲಿಕೆ
Bruhat Bengaluru Mahanagara Palike



BBMP COVID-19 WAR ROOM 23.09.2022



OVERVIEW OF COVID-19 IN BENGALURU



CASE TRENDS

ACTIVE CASES **2,241**

Confirmed Cases

158

18,71,055 #

Recovered Cases

184

18,51,827 #

Death Cases

0

16,987 #



HOSPITALIZATION

35

ICU – V

-

ICU

13

HDU

2

General

20

INCLUDES GOVT. QUOTA AND PRIVATE WALK-IN HOSPITALIZATION



VACCINATION

956

2,04,36,597 #

First Dose

49

96,73,074 #

Second Dose

99

94,67,907 #

Precaution Dose

808

12,95,616 #



TESTING

12,224

3,17,91,145 #

RAT

2,488

RTPCR

9,736

Positivity : **1.55%**

*FOR LAST 7 DAYS



TRIAGING

MTU

6

Tele Triage

138



ACTIVE CLUSTERS

3

Budding Clusters (<5 Cases)

3

Clusters (> 5 cases)

0

: indicates cumulative numbers till date



ABSTRACT OF COVID-19 SCENARIO IN BENGALURU

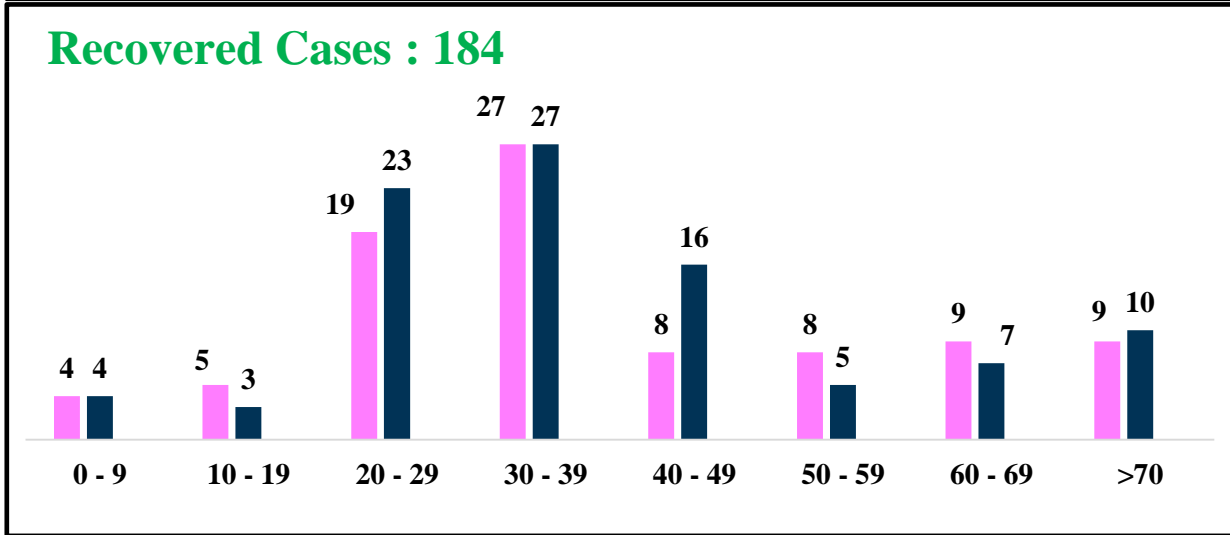
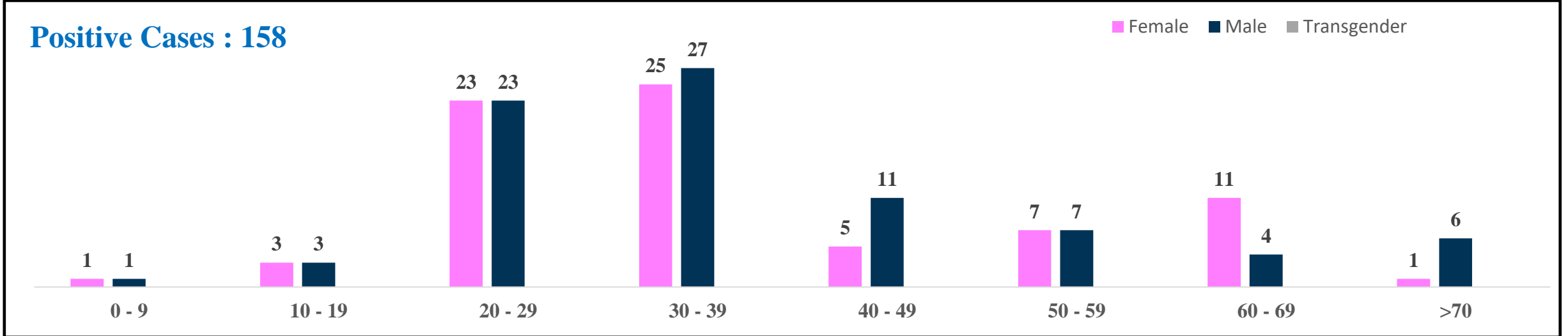


	MALE			FEMALE			TRANSGENDER			TOTAL		
	Last 24 Hours	Last 7 Days	Cumulative	Last 24 Hours	Last 7 Days	Cumulative	Last 24 Hours	Last 7 Days	Cumulative	Last 24 Hours	Last 7 Days	Cumulative
Positive Cases	82	681	11,02,777	76	620	7,67,386	0	0	196	158	1,301	18,71,055
Recovered Cases	95	874	10,90,556	89	666	7,61,177	0	0	187	184	1,540	18,51,827
Death Cases	0	0	10,759	0	0	6,224	0	0	4	0	0	16,987
Total Tests Done	In Last 24 hrs. : 12,224			In last 7 days : 83,829			Cumulative : 3,17,91,145					
Vaccine Doses Administered	In Last 24 hrs. : 956			In last 7 days : 15,610			Cumulative : 2,04,36,597					
ACTIVE CASES									2,241			

*Covid deaths occurred today : 00 | Covid deaths occurred beyond last 24hrs., reported today : 00

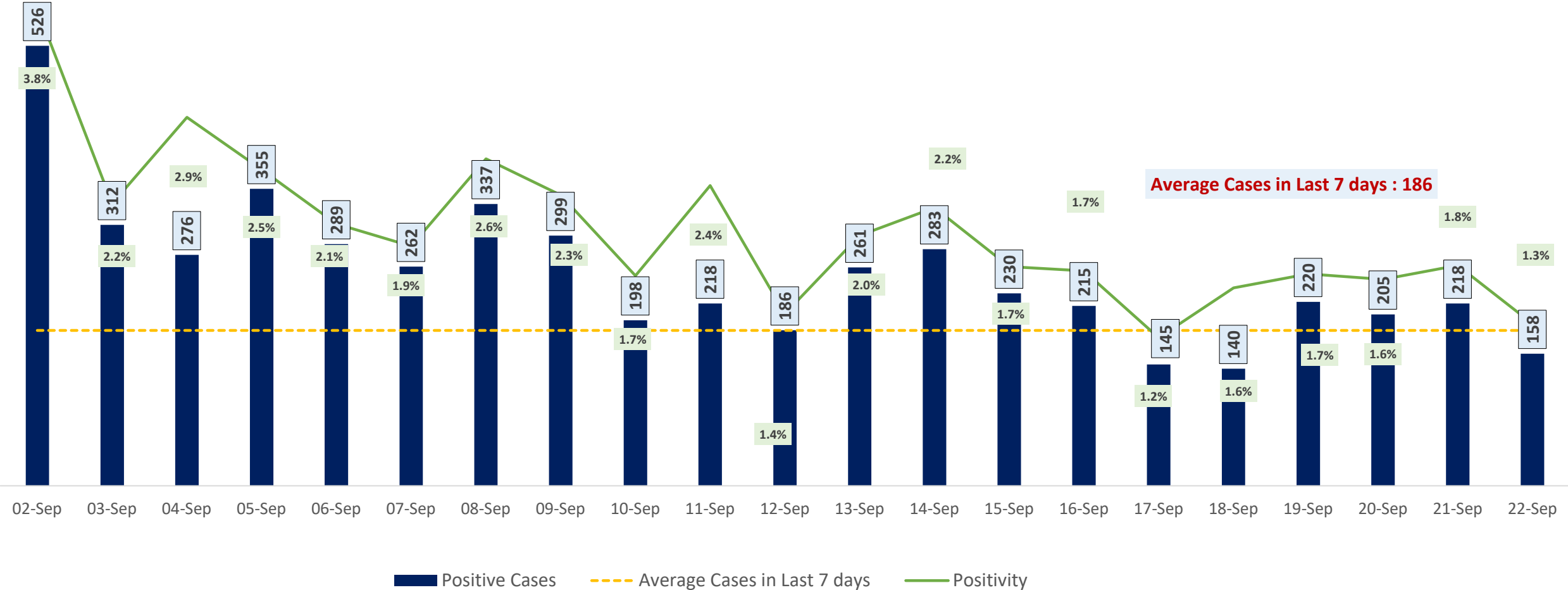


LAST 24 HOURS AGE GROUP AND GENDER WISE DISTRIBUTION





POSITIVITY RATE OF BENGALURU – LAST 21 DAYS





TESTING TRENDS IN BENGALURU

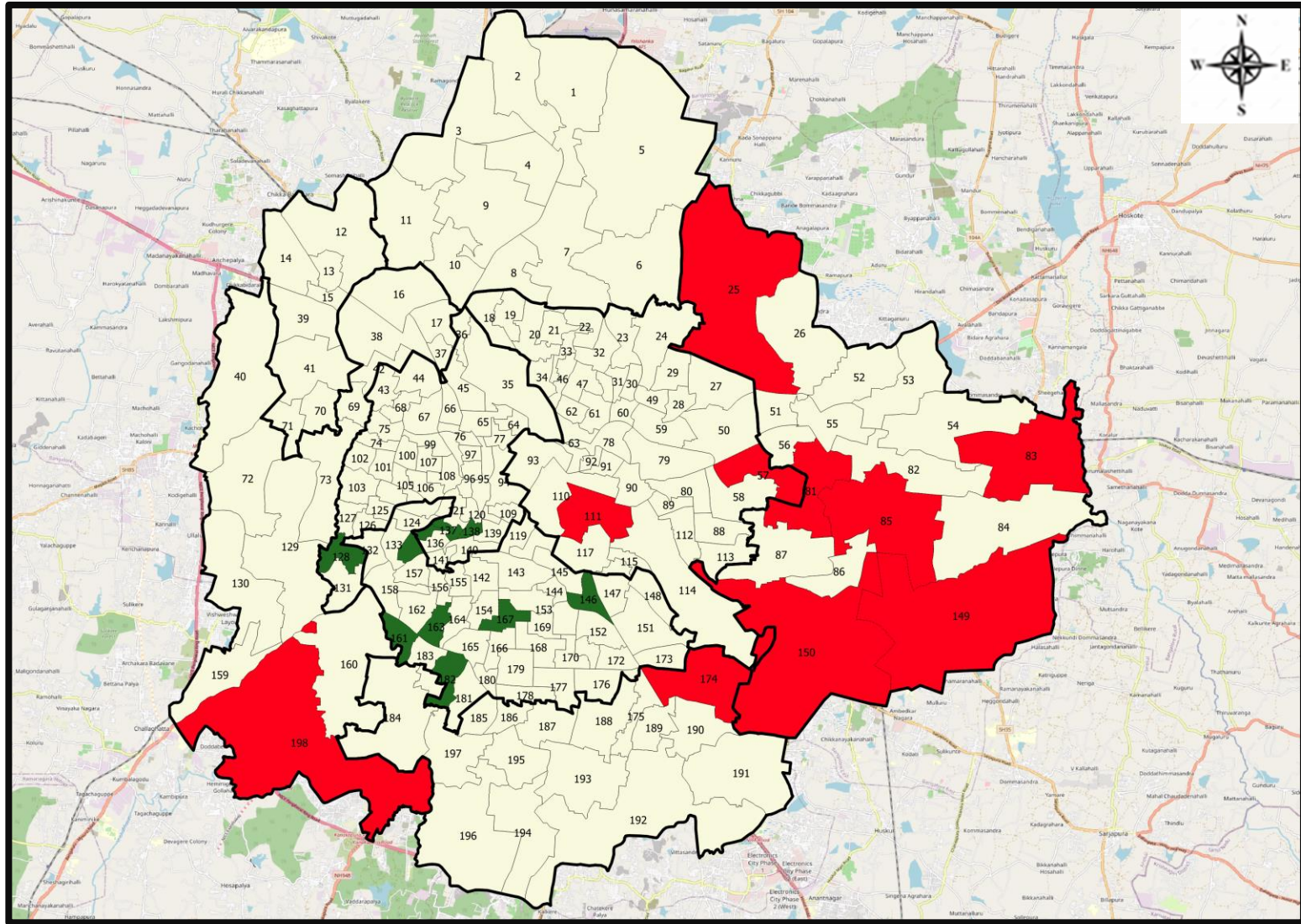


Total Test Conducted Till Date	Test Conducted Last 24 hours	Last 7 Days Average
3,17,91,145	12,224	11,976





BENGALURU URBAN MAP SHOWING TREND OF POSITIVE CASES IN LAST 7 DAYS



Top 10 wards reporting highest number of positive cases in last 7 days

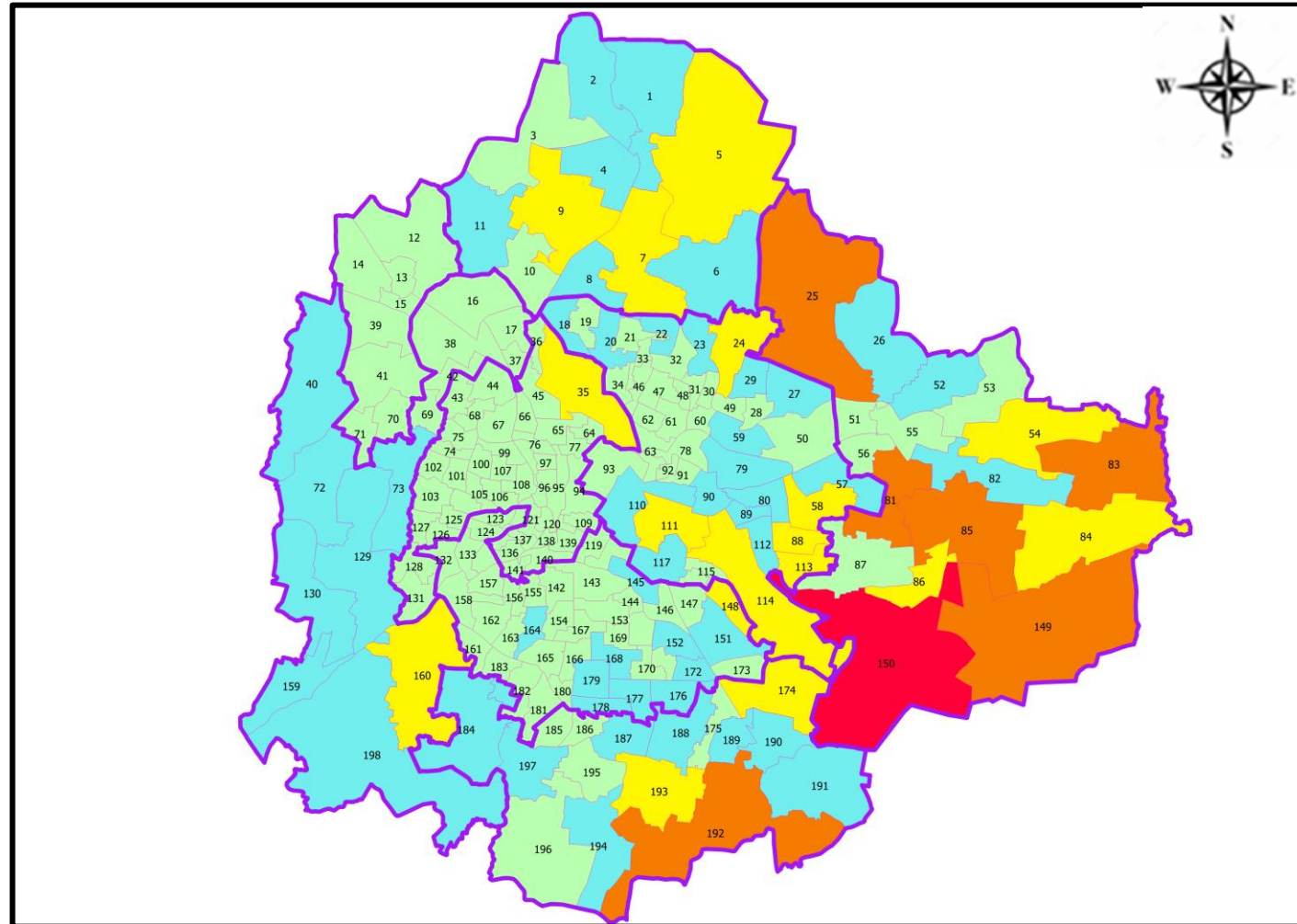
Ward No.	Ward Name	Daily Cases Average
150	Bellanduru	16
85	Dodda Nekkundi	6
25	Horamavu	5
83	Kadugodi	5
81	Vijnana Nagar	4
149	Varthuru	4
111	Shantala Nagar	4
57	CV Raman Nagar	4
198	Hemmigepeura	4
174	HSR Layout	3







Top 10 wards reporting least number of positive cases in last 7 days

Ward No.	Ward Name	Daily Cases Average
182	Padmanabha Nagar	0
167	Yedyur	0
163	Katriguppe	0
161	Hosakerehalli	0
146	Lakkasandra	0
138	Chalavadipalya	0
137	Rayapura	0
135	Padarayanapura	0
134	Bapuji Nagar	0
128	Nagarabhavi	0



BENGALURU MAP SHOWING INTENSITY OF POSITIVE CASES IN LAST 7 DAYS



-  **Level 1 : 0 to 5 Cases**
-  **Level 2 : 5 to 15 Cases**
-  **Level 3 : 15 to 25 Cases**
-  **Level 4 : 25 to 50 Cases**
-  **Level 5 : More than 50 Cases**
-  **Zone Boundaries**

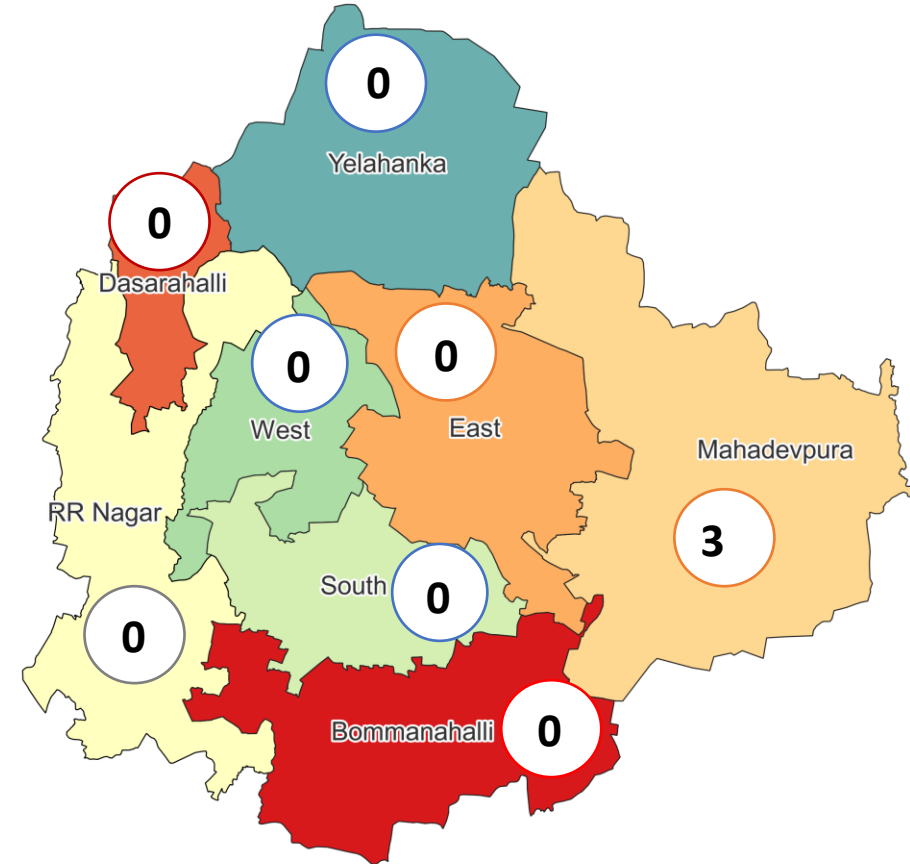


CLUSTER DETAILS



Zone Name	TOTAL CLUSTERS	Budding Clusters	Clusters	Outbreaks
		Less Than 5 Cases	5 To 14 Cases	More Than 14 Cases
BOMMANAHALLI	0 (-)	0 (-)	0 (-)	0 (-)
DASARAHALLI	0 (-)	0 (-)	0 (-)	0 (-)
EAST	0 (-)	0 (-)	0 (-)	0 (-)
MAHADEVPURA	3 (-)	3 (-)	0 (-)	0 (-)
RR NAGAR	0 (-)	0 (-)	0 (-)	0 (-)
SOUTH	0 (-)	0 (-)	0 (-)	0 (-)
WEST	0 (-)	0 (-)	0 (-)	0 (-)
YELAHANKHA	0 (-)	0 (-)	0 (-)	0 (-)
TOTAL	3 (-)	3 (-)	0 (-)	0 (-)

Total Active Clusters



Types of Clusters

Zone Name	Apartments/ Villa	Individual House	Hostels/Quarters	Others	Schools/Colleges
BOMMANAHALLI	0 (-)	0 (-)	0 (-)	0 (-)	0 (-)
DASARAHALLI	0 (-)	0 (-)	0 (-)	0 (-)	0 (-)
EAST	0 (-)	0 (-)	0 (-)	0 (-)	0 (-)
MAHADEVPURA	3 (-)	0 (-)	0 (-)	0 (-)	0 (-)
RR NAGAR	0 (-)	0 (-)	0 (-)	0 (-)	0 (-)
SOUTH	0 (-)	0 (-)	0 (-)	0 (-)	0 (-)
WEST	0 (-)	0 (-)	0 (-)	0 (-)	0 (-)
YELAHANKHA	0 (-)	0 (-)	0 (-)	0 (-)	0 (-)
TOTAL	3 (-)	0 (-)	0 (-)	0 (-)	0 (-)

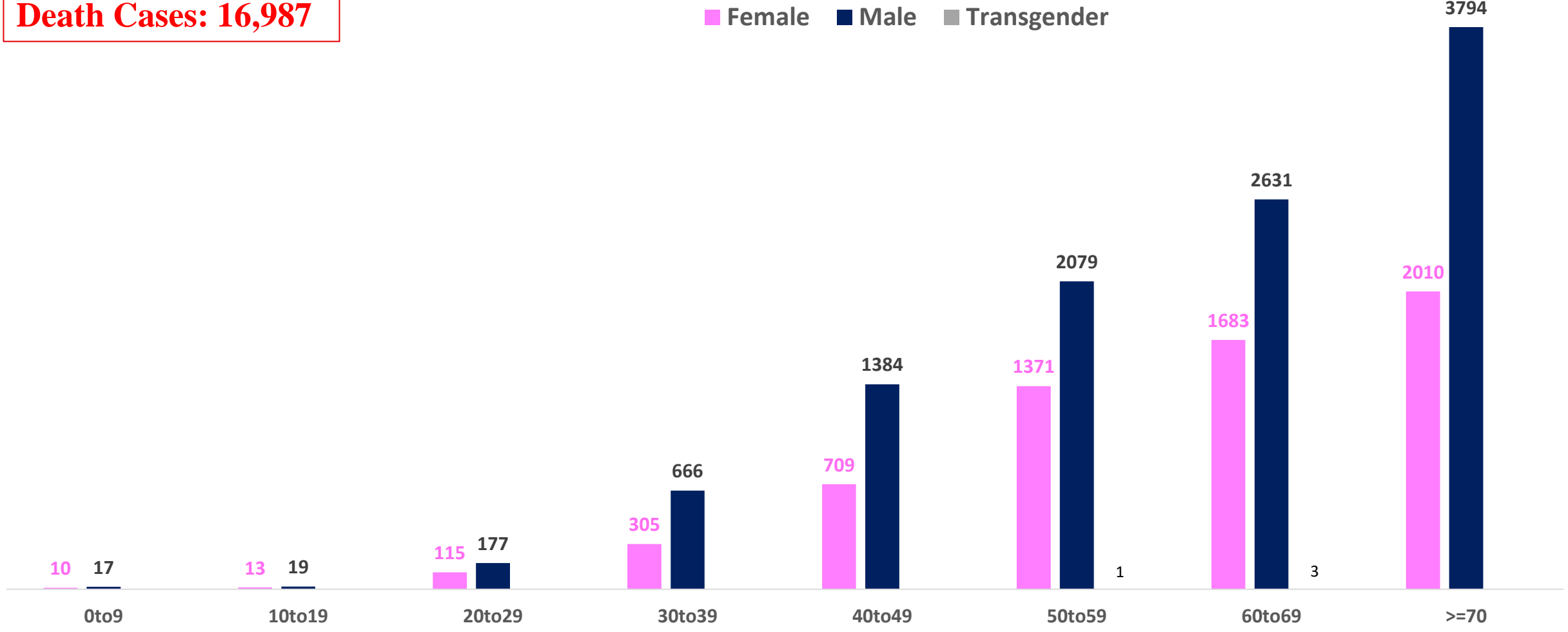
▲▼ : Shows increase and decrease in numbers as compared to previous day



AGE AND GENDER WISE DISTRIBUTION OF DEATH CASES



Death Cases: 16,987





COVID-19 SCENARIO IN BENGALURU AND OTHER METROPOLITIAN CITIES



CITY NAME	Positive Cases	Active Cases	Recovered	Deceased	Vaccine Doses Administered
New Delhi	20,02,772	431	19,75,841	26,500	3,71,16,261
Bengaluru*	18,71,055	2,241	18,51,827	16,987	2,37,16,109
Mumbai	11,48,523	805	11,27,990	19,728	2,20,96,466
Chennai	7,89,609	2,369	7,78,171	9,069	1,13,14,588

Source : <https://dashboard.cowin.gov.in/> at 4:30pm (23.09.2022)
Source : <https://www.covid19bharat.org/> at 4:30pm(23.09.2022)

*includes BBMP & Bengaluru Urban



SNAPSHOT OF COVID-19 CASES IN BENGALURU URBAN



**Total Wards With
< =10 Cases* :
148**

**Tests Conducted
on 22.09.2022:
12,224**

**Recovery
Rate*:
98.97%**

**Total
Active Cases :
2,241**

**Total Vaccinated
on 22.09.2022:
956**

**Positivity
Rate* :
1.55%**

**Active
Rate*:
0.12%**

**Case
Fatality Rate* :
0.00%**





*Total positive cases In the past 7 days


*CFR and positivity is for Past 7 days



ಬೃಹತ್ ಬೆಂಗಳೂರು ಮಹಾನಗರ ಪಾಲಿಕೆ
Bruhat Bengaluru Mahanagara Palike








Download BBMP Bulletin	https://apps.bbmpgov.in/covid19/mediabulletin.php
To register for vaccination :	https://selfregistration.cowin.gov.in/
BBMP COVID19 Dashboard:	https://apps.bbmpgov.in/covid19/
Follow us on:	 www.facebook.com/bbmp.comm1/
	 twitter.com/BBMPCOMM
	  BBMPSplHealth



Bruhat Bengaluru Mahanagara Palike
N.R Square, Bengaluru - 560 002.

Covid-19 - Precautionary measures to be adhered by the public

-  It is mandatory to wear a mask to cover the mouth and nose in public places
-  Frequent washing of hands with soap or sanitizer
-  Keep a handkerchief or other garment in case of sneezing, coughing
-  Avoid touching of Mouth, nose and eyes with your hand
-  Spitting, urinating, or littering is prohibited in public places
-  Maintain Safe distance from others (Physical distance at least 6 feet)

• Penalty will be imposed if the mask is not worn or maintain physical space

• If you have any symptoms kindly get yourself checked in any one of the free testing centers immediately.

The public must comply with the above instructions to help control the Covid-19 virus

Rakesh Singh, I.A.S Administrator, BBMP **Tushar Giri Nath, I.A.S** Chief Commissioner, BBMP

Control Room: 080-2266 0000, 2222 1188 TOLL FREE No. : 1533

*ಎಲ್ಲ ವ್ಯಕ್ತಿಗಳೂ ಈ ಮೇಲಿನ ಮಾರ್ಗದರ್ಶಿಗಳನ್ನು ಅನುಸರಿಸಿ ಕೋವಿಡ್-19 ರ ಹರಡುವಿಕೆಯನ್ನು ತಡೆಗಟ್ಟಲು ಸಹಾಯ ಮಾಡುವುದು ಅವರ ಕರ್ತವ್ಯವಾಗಿದೆ.

Issued by:

Honorable Chief Commissioner, BBMP
Special Commissioner Health & IT, BBMP
MD, Bengaluru Smart City Limited

THANK YOU !

